



Acme Sanitary Ware Co. Ltd.

1/F, Acme Building, 22-28 Nanking Street, Kowloon, Hong Kong
Tel: 2388 7171 Fax: 2710 8012
Email: acme@acmesanitary.com.hk
Website: www.acmesanitary.com.hk



Pure Freude
an Wasser

PROJECT		REF		REV	ITEM CODE	
LOCATION		DATE			PAGE	

SANITARY WARE SPECIFICATION SHEET

Item Descriptions	GROHE (Germany) "BauLoop" Chrome plated single lever free-standing basin mixer 1/2"; nominated flow rate 5 L/min in WELS Grade 1; Registration No. TM 21-0274	Illustration/ Drawing
Dimensions	L90 x W43 x H339 mm	 <p>The technical drawing shows the faucet's dimensions: overall height 339mm, spout height 310mm, spout width 19°, spout diameter Ø43mm, base diameter Ø34mm, base height 247mm, mounting hole diameter Ø56mm, mounting hole spacing 25-50mm, total width 145mm, and base width 42mm. The faucet is shown in a chrome finish with the GROHE StarLight logo.</p>
Model	32856000	
Material / Finish	Chrome Plated	
Country of Origin	Thailand	
Manufacturer	GROHE Limited	
Supplier	Acme Sanitary Ware Co. Ltd Mr. Eric Wong/ Mr. Don Yuen	
Contact Tel/Fax	(852) 2388-7171 / (852) 2710-8012	<p>"BauLoop" Single-lever basin mixer 1/2 "</p> <ul style="list-style-type: none"> for free-standing basins metal lever GROHE Longlife 28 mm ceramic cartridge GROHE StarLight chrome finish mousseur pop-up waste set 1" flexible connection hoses rapid installation system 
E-mail	acme@acmesanitary.com.hk	
Website	www.acmesanitary.com.hk	

Colour options:

0001 StarLight Chrome	GL01 Cool Sunrise
DC01 SuperSteel	GN01 Brushed Cool Sunrise
DA01 Warm Sunset	DL01 Brushed Warm Sunset
A001 Hard Graphite	BE01 Polished Nickel
AL01 Brushed Hard Graphite	EN01 Brushed Nickel

Note:

* All information of the above is for the reference only. No prior notice is made if any changes.



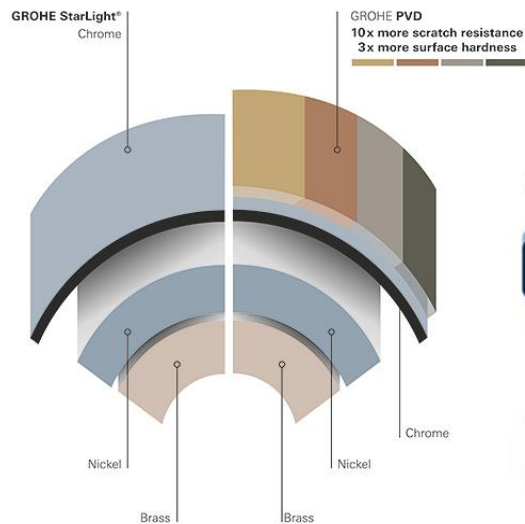
PROJECT		REF		REV	ITEM CODE	
LOCATION		DATE			PAGE	

SANITARY WARE SPECIFICATION SHEET

GROHE BAULOOP

ENHANCED ERGONOMICS, DESIGNED FOR MODERN BATHROOMS

Inspired by Bauhaus, designed for modern bathrooms. BauLoop brings lightness to its surroundings through its striking loop-shaped lever handle and cylindrical body. Featuring the signature GROHE design elements, the collection carries its minimalist design ethos into the bathroom – from washbasin mixers to bath faucets.



GROHE surface
hardness

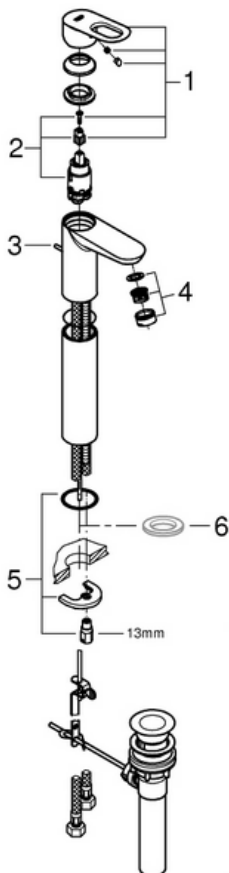


Chrome PVD

GROHE scratch
resistance



Chrome PVD



Pos.-nr.	Prod. description	Order-nr.
1	Lever	46695000
2	Cartridge	46580000
3	Pop-up rod	10769000
4	Mousseur	13952000
5	Shank fastening assembly	46249000
6	Base plate	48052000*
7	Mounting wrench	19017000*

* Optional accessories

Note:

* All information of the above is for the reference only. No prior notice is made if any changes.

註冊號碼 (Registration No.): TM 21-0274



自願參與用水效益標籤計劃 - 水龍頭
Voluntary Water Efficiency Labelling Scheme - Water Taps



冊證書

istration



茲證明

This is to certify that

將下列水龍頭在本計劃內註冊：
has registered the following water tap under this scheme :

牌子 / Brand	:	Grohe
型號 / Model	:	32856XXX + 64647040
種類 / Type	:	Mixing
原產地 / Country or Region Origin	:	Thailand (Mixer) Germany (Flow Controller)

XX – denotes the code of colour

在用水效益標籤上展示的標誌

Symbolic Presentation on the Water Efficiency Label

:



滴水點

Water droplet(s)

用水效益級別

Water Efficiency Grade

:

1

耗水量

Water Consumption

:

5.0

公升/分鐘

litres/minute

簽發日期：
Date of Issue:

12 November 2021



水務署

Water Supplies Department



水務署署長(尤孝賢代行)
for Director of Water Supplies



水務署
Water Supplies Department



Quarters

打道七號入境事務大樓 48 樓

Tower, 7 Gloucester Road, Wan Chai, Hong Kong

本署檔號
Our ref.
來函檔號
Your ref

321/2020 T/J(1317/2020)

電話
Tel.
傳真
Fax.

2824 0578


4 December 2020



**Approval of "GROHE" Basin Mixer
(General Acceptance No. C20201115)**

Your letter ref. WRC/2358 dated 5 October 2020 and subsequent clarification by email on 2 November 2020 refer.

Having considered the test report ref. J24983Ar1 issued on 9 September 2020 by Nutek Systems (HK) Ltd., this Authority accepts that the fitting described below complies with, and its use when correctly installed does not contravene, the Waterworks Ordinance and Regulations.

Name of Manufacturer: Grohe AG
Country of Origin: Thailand
Brand: Grohe
Details of Fitting: 1/2" Single lever basin mixer
Model: 32856XXX
(where the digits "XXX" denote the code of colour)
Body Markings: **GROHE**

Expiry Date: 19 January 2025



This Authority hereby permits the use of the above fitting in fresh water plumbing systems subject to full adherence to Waterworks installation requirements. In particular, you are required to draw your customers' attention to the following requirement-

"The cold water supply to the fitting shall be drawn from the same source that supplies the hot water apparatus so as to provide a balanced pressure and to obviate the risk of scalding in the event of a restriction or failure in the water supply."

A condition of this acceptance is that the fitting to be installed shall be replicas of the sample as certified by the testing agent mentioned above and without modifications. This acceptance may be withdrawn at any time if the standard of the fitting installed fails to meet that of the approved sample or if the fitting is found to be unsuitable for use in fresh water plumbing systems.

This acceptance is only applicable to the main body of the fitting, unless otherwise specified.

For the use of the fitting in any project, the General Acceptance Number of this letter must be quoted as a means of identification of acceptance of the fitting by this Authority.

Should you have any enquiries, please contact our Engineer Mr. Terry KUNG at tel. no. 3583 4086.

Yours faithfully,



(CHAN Chung-kun)

for Director of Water Supplies

Encl.

c.c. WSD 3321/1/82] - without catalogue
 ME/MC] - with soft copy only